

CY SERIES

SCREW TERMINAL BLOCKS

GROUND / EARTH TERMINAL BLOCKS

HIGHLIGHTS

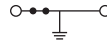
FEATURES

- 2 connection grounding terminals
- Yellow/ Green Color as per Industry standard
- Snap-on feet

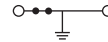

APPLICATIONS

- Grounding Applications

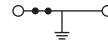
CYG2.5



CYG4



CYG6



Dimensions & Weight

| | CYG2.5 | CYG4 | CYG6 |
|-------------------|---------------------------|------------------|------------------|
| Width | 5 mm | 6 mm | 8 mm |
| Length | 50 mm | 50 mm | 50 mm |
| Height w DIN Rail | 35 x 7.5 mm 35 x 15 mm | 49 mm 56.5 mm | 49 mm 56.5 mm |
| Weight per piece | 11.7 g | 13.7 g | 22.9 g |

Technical Data/Ratings

| Approvals | | | | | | |
|------------------------------|-------------------------------------|--|-----------------------------------|--|----------------------------------|--|
| Wire Size (solid stranded) | 24-12 AWG 0.2-2.5 mm ² | | 24-10 AWG 0.2-4 mm ² | | 24-8 AWG 0.2-6 mm ² | |
| Voltage Rating | 600 V 1000V AC/DC | | 600 V 1000V AC/DC | | 600 V 1000V AC/DC | |
| Current Rating | - | | - | | - | |
| Torque | 3.6 lb.in 0.4 Nm | | 4.5 lb.in 0.8 Nm | | 11 lb.in 1.2 Nm | |
| Insulation Material | Polyamide 66 | | Polyamide 66 | | Polyamide 66 | |

Installation Instructions

| Wire Stripping Length | 8 mm | 9 mm | 10 mm |
|-----------------------|----------------------|------------------------|----------------------|
| Screwdriver | Flat Head 0.5 x 3 mm | Flat Head 0.6 x 3.5 mm | Flat Head 0.8 x 4 mm |

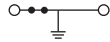
Terminal Blocks

| | Cat. No. | Std. Pk. | Cat. No. | Std. Pk. | Cat. No. | Std. Pk. |
|-----------------------|---------------|----------|-------------|----------|-------------|----------|
| Yellow / Green | CYG2.5 | 100 | CYG4 | 100 | CYG6 | 100 |

Accessories

| | Cat. No. | Std. Pk. | Cat. No. | Std. Pk. | Cat. No. | Std. Pk. |
|------------------------------|---|--|---|--|---|---|
| End Plate | EPCY2.5/10 | 50 | EPCY2.5/10 | 50 | EPCY2.5/10 | 50 |
| Partition Plate | PPCY2.5/10 | 20 | PPCY2.5/10 | 20 | PPCY2.5/10 | 20 |
| DIN Rail | 2511120 CA701-15/S | 50 50 | 2511120 CA701-15/S | 50 50 | 2511120 CA701-15/S | 50 50 |
| End Stop | CA702 CA802 CA103 | 50 50 50 | CA702 CA802 CA103 | 50 50 50 | CA702 CA802 CA103 | 50 50 50 |
| Shorting Link/ Jumpers | 2 pole JX2.5/2 3 pole JX2.5/3 4 pole JX2.5/4 5 pole JX2.5/5 6 pole JX2.5/6 7 pole JX2.5/7 8 pole JX2.5/8 10 pole JX2.5/10 16 pole - | 100 50 50 50 50 10 10 10 - | JX4/2 JX4/3 JX4/4 - - - JX4/8 JX4/10 JX4/16 | 100 50 50 - - - 10 10 10 | JY6/2 - - - - - - - - | 100 - - - - - - - - |
| Marking Tag Warning Label | MT5 WLX2.5 | 1 Pk. (100 tags) 100 | MT6 WLX4 | 1 Pk. (100 tags) 100 | MT8 WLX6 | 1 Pk. (100 tags) 100 |

CYG10



2 Connection Ground Terminal
2 Jumper Channels

Dimensions & Weight

| | |
|-------------------|---------------------|
| Width | 10 mm |
| Length | 50 mm |
| Height w DIN Rail | 49 mm 35 x 15 mm |
| Weight per piece | 30.1 g |

Technical Data/Ratings

| | | |
|------------------------------|--------------|------------------------|
| Approvals | | |
| Wire Size (solid stranded) | 24-6 AWG | 0.2-10 mm ² |
| Voltage Rating | 600 V | 1000V AC/DC |
| Current Rating | - | - |
| Torque | 14 lb.in | 1.2 Nm |
| Insulation Material | Polyamide 66 | |

Installation Instructions


| | |
|-----------------------|----------------------|
| Wire Stripping Length | 11 mm |
| Screwdriver | Flat Head 0.8 x 4 mm |

Terminal Blocks

| | | | |
|----------------|--|--------------|----------|
| Yellow / Green | | Cat. No. | Std. Pk. |
| | | CYG10 | 50 |

Accessories

| | | | |
|---------------------------|--|------------|------------------|
| End Plate | | Cat. No. | Std. Pk. |
| Partition Plate | | EPCY2.5/10 | 50 |
| DIN Rail | | PPCY2.5/10 | 20 |
| End Stop | | 2511120 | 50 |
| Shorting Link/ Jumpers | | CA701-15/S | 50 |
| | | CA702 | 50 |
| | | CA802 | 50 |
| | | CA103 | 50 |
| | | JY10/2 | 20 |
| | | - | - |
| | | - | - |
| | | - | - |
| Marking Tag | | MT10 | 1 Pk. (100 tags) |
| Warning Label | | WLX10 | 100 |



CYG4 Ground Block Assembly